

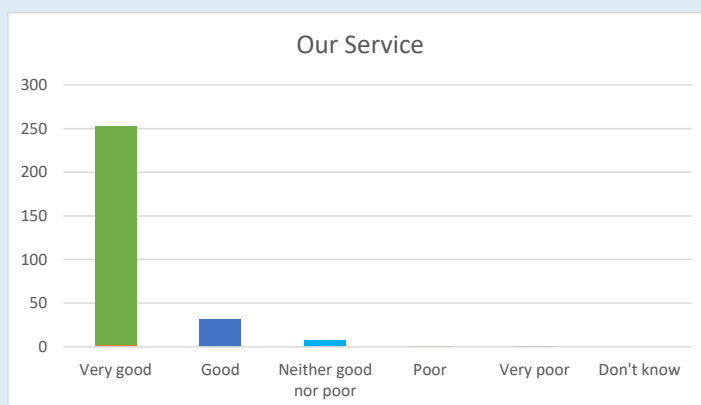
Friends and Family Test Results

June 2023

1. Our Service

Overall how was your experience of our service?

Very good	251
Good	32
Neither good nor poor	8
Poor	1
Very poor	1
Don't know	0
Total	293



2. Your Comments

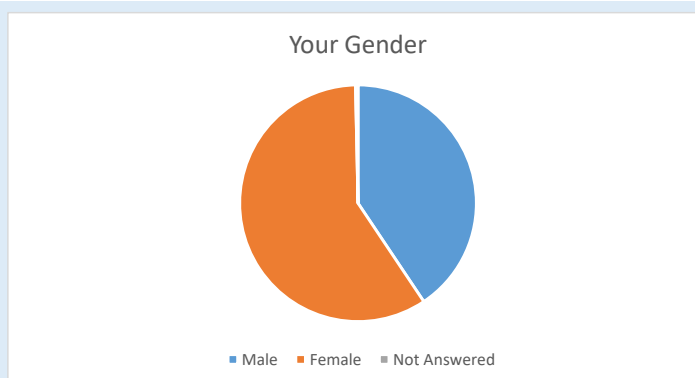
Please can you tell us why you gave your answer?

Please tell us about anything that we could have done better



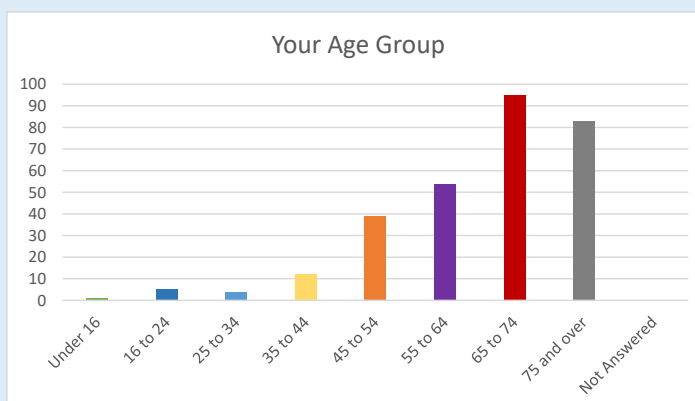
3. Your Gender

Male	119
Female	173
Not Answered	1
Total	293



4. Your Age Group

Under 16	1
16 to 24	5
25 to 34	4
35 to 44	12
45 to 54	39
55 to 64	54
65 to 74	95
75 and over	83
Not Answered	0
Total	293



5. Your Ethnicity

White British	280
White Other European	3
Black, Black/British	9
Chinese, Chinese/British	0
Not Answered	1
Total	293



6. Your Employment Status

Full Time Employment	61
Part Time Employment	40
Not Employed	14
Retired	177
Not Answered	1
Total	293



7. Your Preference

We may Publish	234
We may not publish	59
Total	293

